

BAMBOO

DO-IT-YOURSELF

Quick guide



INTERNET

You need help?

Contact Center: 8002 8004

Rapid and effective service, 24/7

169



HOW TO INSTALL A HOMESERVER



TIP: Home Check app

Do you want to use the digital version to be assisted with the installation step by step? Just go to the free **Home Check app**.

This intuitive app offers you many benefits after the installation phase as well.

Available in 4 languages:



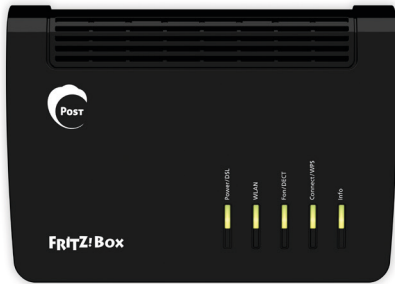
Step 1: Wait for confirmation by SMS



Dear BAMBOO customer,
Don't start the installation until you have received your SMS confirmation, as this is the only way to avoid disruption to your services.

- Have you received confirmation by SMS? If so, you may begin with the installation.
- If you haven't received an SMS confirmation within 24 hours, please contact our toll-free assistance number on **8002 8004**.

Step 2: Unpack HomeServer and accessories to check if all contents are present



HomeServer
(FRITZ!Box 7530)



Network cable



Power adapter




FRITZ!Box
quick guide



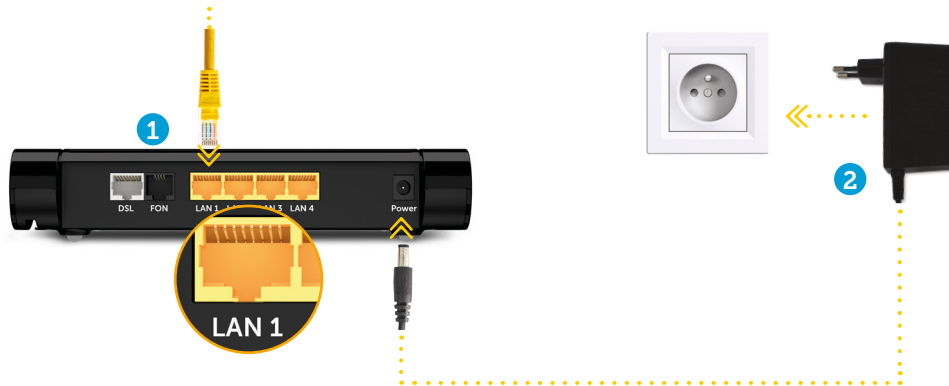
Wait for confirmation by SMS

Step 3: Plug the network cable into the POST port



You will find the POST port in your living room.

Step 4: Connect the network cable to the HomeServer and then plug HomeServer into power outlet

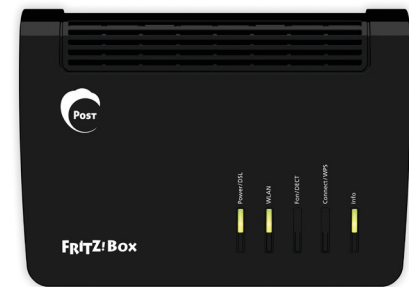


Step 5: Wait 15 minutes until LEDs light up continuously



It takes 15 minutes to establish a connection and for your HomeServer to be operational.

During this time, the 3 LEDs (Power/DSL, WLAN, Info) will flash and the device will reboot several times. As soon as the process is complete, the 3 LEDs remain lit continuously.



Step 6: Connect your computer and phone(s) to HomeServer

Take the FRITZ!Box quick guide to hand.
This will explain you all the steps to follow.



Step 7: Safety precautions

TIP: For security reasons, we recommend that you use a password to access your HomeServer and to give your wireless network a specific name.

You can easily do this through the **Home Check app** or by going to the AVM website:
<https://en.avm.de/service/>



You need help?

Contact us on our toll free number **8002 8004**.

More BAMBOO



Your internet connection is available.
How about some first-class TV entertainment?



WATCH S

- 55 channels in the basic package

Included in the BAMBOO S Package

WATCH L

- 120 channels in the basic package
- Replay 7 days
- TV on smartphones and tablets via the PostTV Go app
- 200 hrs recording

Included in the BAMBOO M and L Packages

WATCH XL

- 120 channels in the basic package
- Replay 7 days
- TV on smartphones and tablets via the PostTV Go app
- 1 VOD included each month
- The thematic package Entertain Me S included
- 400 hrs recording

Included in the BAMBOO XL Package

Optionally available for the BAMBOO M and L Packages

IDEAL FOR
TV LOVERS

Interested?

Then come to a POST Telecom Shop or Espace POST and get your PostTV DIY kit.

Pure entertainment with just a few simple steps.

For more information, visit www.bamboo.lu

NEED HELP WITH YOUR INSTALLATION?

8002 8004

Online help



Home Check



POST Telecom Shop
Espace POST

