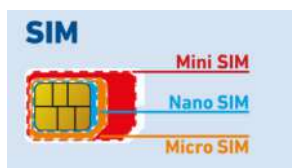


Setting up the FRITZ!Box 6850 5G

for use on POST mobile network

— 1 —

Before power up first insert the SIM card in the FRITZ!Box 6850 5G
(**mini SIM only**, red frame)



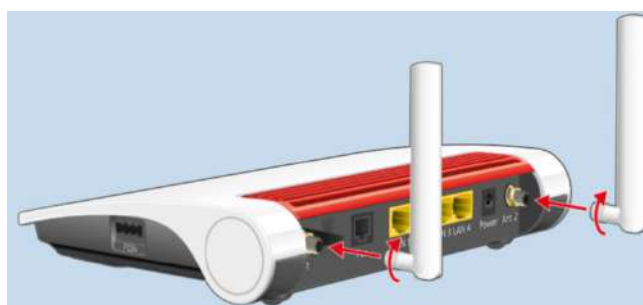
— 2 —

Insert the **SIM card** into the slot with the slanted edge of the card on the left and the contacts facing downwards.



— 3 —

Screw the antennas to the antenna SMA sockets "**Ant1**" and "**Ant2**" on the FRITZ!Box 6850 5G



4

When using **LAN connection** on laptop/desktop connect the LAN cable between FRITZ!Box 6850 5G LAN1/2/3/4 and desktop/laptop LAN.

Device Data on the Type Label



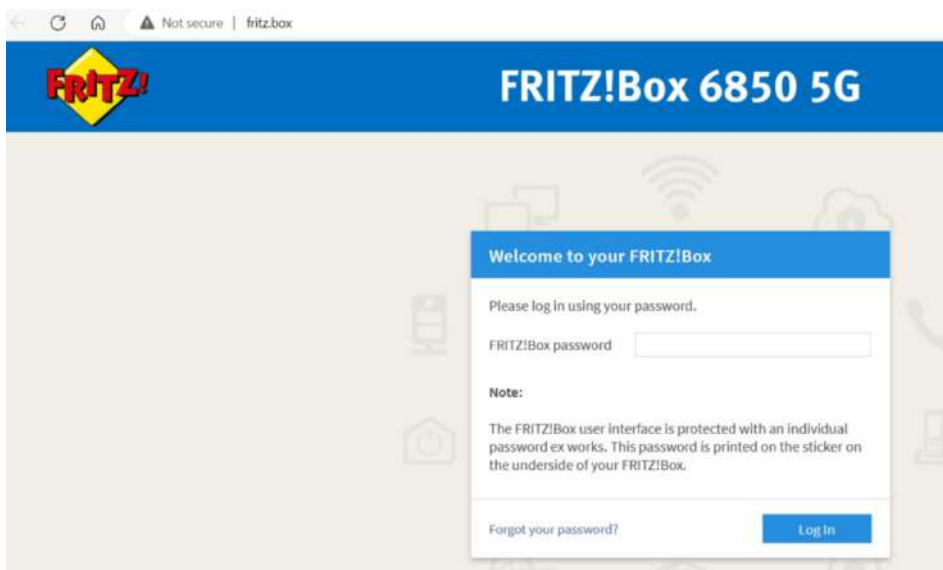
No.	Meaning
1	Product name
2	Address of user interface
3	Name of Wi-Fi network (SSID)
4	Password of the FRITZ!Box user interface
5	QR Code to Access Wi-Fi
6	Network key (Wi-Fi password)
7	Power adapter specification
8	Serial number
9	Article number

When connect with Wi-Fi between FRITZ!Box 6850 5G and Laptop/ desktop:

- Click on the **Wi-Fi icon** in the taskbar. A list appear on the screen showing all Wi-Fi networks
- Select the **wireless network** of your FRITZ!Box 6850 5G
- Enter the network key (6) and click on **"Connect"**

5

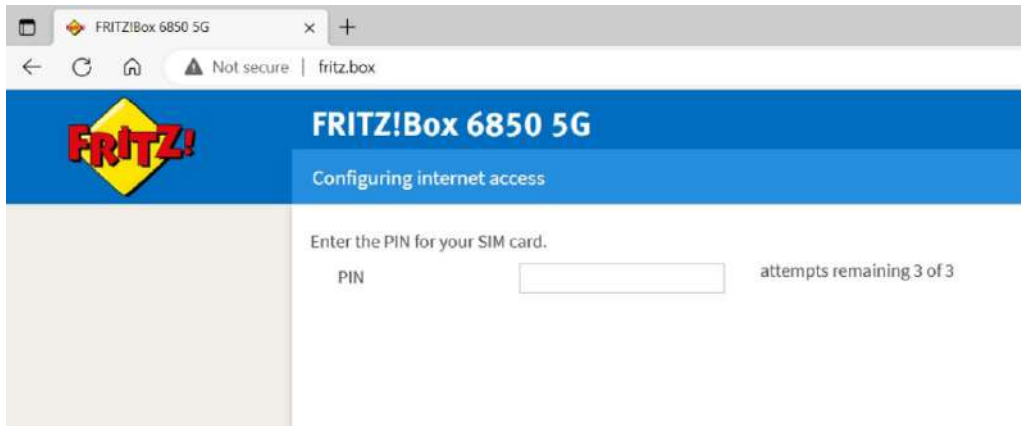
After connecting with Wi-Fi / LAN to the FRITZ!Box 6850 5G, open **User Interface** on web browser <http://fritz.box>



Fill in the **Password** for user interface (4)

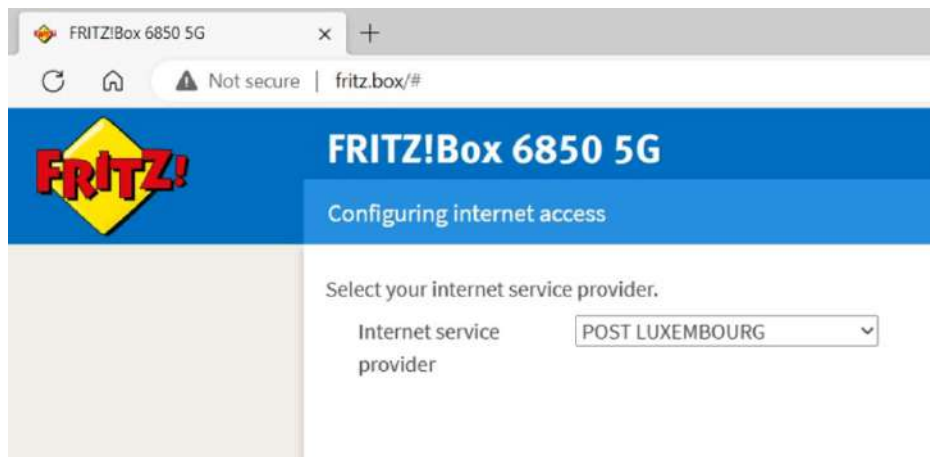
— 6 —

Next step is insert the **PIN code** from the SIM card



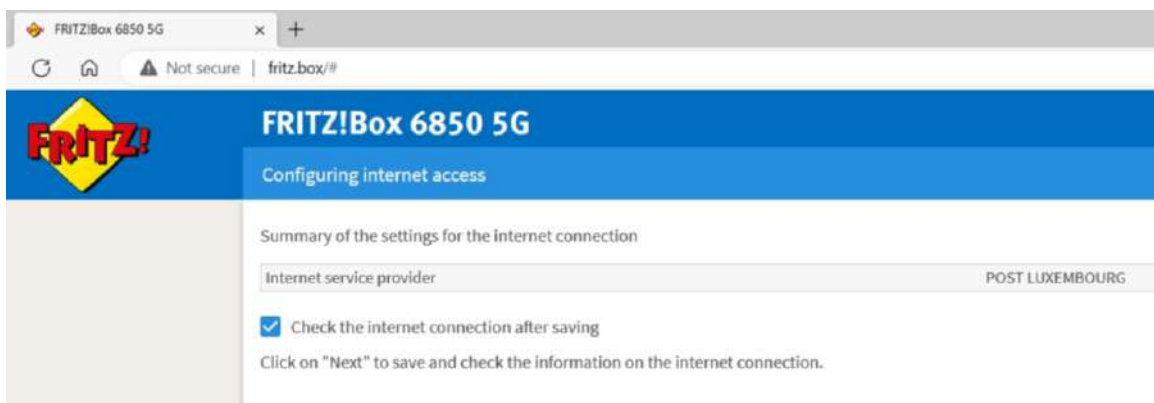
— 7 —

Select Internet provider **POST LUXEMBOURG**



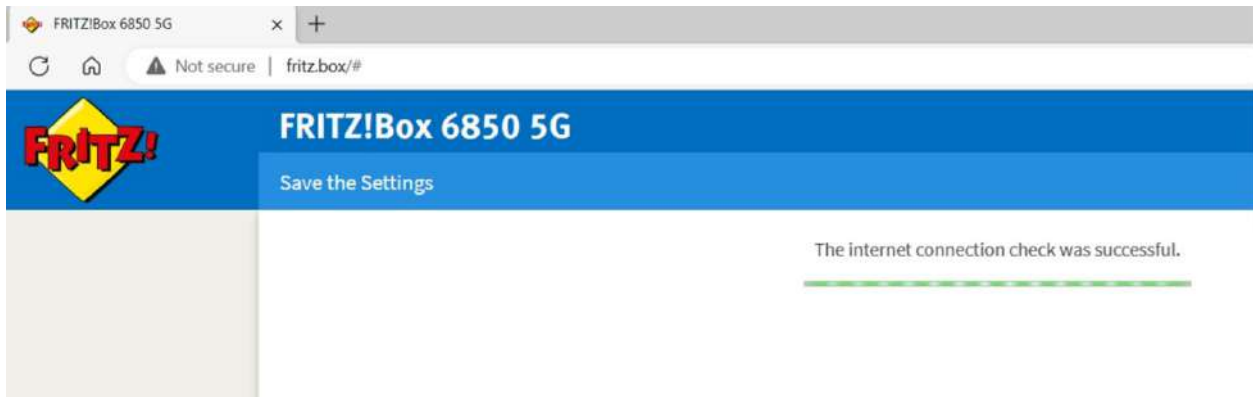
— 8 —

Configuring internet access



9

Save the setting



10

Check for latest update



11

Configuration Concluded

Configuration Concluded

- Configure the Internet Connection
- Configure Telephony
- Wi-Fi Settings
- Stay Informed
- Check Update

Finished

12

Overview

The screenshot shows the FRITZ!Box 6850 5G Overview page. The browser address bar shows 'fritz.box/#'. The page title is 'FRITZ!Box 6850 5G'. The left sidebar contains navigation options: Overview, Internet, Telephony, Home Network, Wi-Fi, Smart Home, Diagnostics, System, and Wizards. The main content area displays the following information:

- Model:** FRITZ!Box 6850 5G
- Current power consumption:** 47 %
- FRITZ!OS:** 07.20 - Version up to date
- Connections:**
 - Internet:** Provider: POST LUXEMBOURG, connected since 24.05.2023, 11:25, Throughput: ↓ 1,40 Gbit/s ↑ 234,0 Mbit/s
 - Telephony:** No telephone numbers configured
- Interfaces:**
 - Mobile:** connected ↓ 1,40 Gbit/s ↑ 234,0 Mbit/s
 - LAN:** not connected
 - Wi-Fi:** on, Wi-Fi network (2.4/5 GHz): FRITZ!Box 6850 MD
 - DECT:** off
 - USB:** no device connected
- Calls today:** 0 (No calls)
- Answering Machine today:** 0 (Answering machine disabled)
- Home Network enabled:** 3
 - D2-2426 (Wi-Fi - 5 GHz)
 - PC14-781 (Wi-Fi - 5 GHz)
 - iPad (Wi-Fi - 5 GHz)
- Convenience Features:**
 - Telephone book:** 1 telephone book found
 - Storage (NAS):** 5 MB used, 86 MB free

13

Internet OK

Model: FRITZ!Box 6850 5G
Current power consumption: 47 %

Connections

- Internet:** Provider: POST LUXEMBOURG, connected since 24.05.2023, 11:25, Throughput: ↓ 1,40 Gbit/s ↑ 234,0 Mbit/s
- Telephony:** No telephone numbers configured